

Barr Body *The Witness and the Evidence*

N.B.

*To read the original article,
click on one of the following links:*

[Barr Body](#)

[Mystery in Origin & Ignorance in Function](#)



N.B.

*The Arabic version of the article is the reference,
read it on one of the following links:*

[خُلِقَتْ حَوَاءٌ مِنْ ضَلْعِ آدَمَ
رَائِعَةَ الْإِيحَاءِ الْفَلْسَفِيِّ وَالْمَجَازِ الْعِلْمِيِّ
وَجَسِيمُ بَارٍ.. هُوَ الشَّاهِدُ وَهُوَ الْبَصِيرَةُ](#)



Traditionally, Barr Body is considered to be inactive Chromosome X. It is up to the pure chance to make this or that X- chromosome non-Active.


In contrast, personally, I do believe Barr Body to be the only female sexual chromosome in woman. Whereas, the second chromosome X is just a porter chromosome. The last is the partner of the female sexual chromosome in the duel XX. However, it is not a sexual chromosome per se. It is inherited from the Mother Stem Cell. It remains functional but in a non-sexual way.















The female sexual chromosome X is a result of a mistake in mitosis of the Mother Stem Cell. In anaphase, a segment of one chromosome X is avulsed in the profit of the chromosome X of the second daughter cell. The winner daughter cell became a female cell and gave the first woman; Eve. Whereas, the looser cell became a male cell and gave the first man; Adam.





















The Female Sexual Chromosome X rests string-like in Oocytes, in Ovum, and in a very early stage of female fetus. Hence after, it takes the form of the famous Barr Body. For more details, [see the linked video](#):



























One can also read:

























-  [*Neural Conduction, Personal View vs. International View \(Innovated\)*](#)
-  [*Upper Motor Neuron Lesions, Pathophysiology of Symptomatology*](#)
-  [*Neural Conduction, Action Pressure Waves \(Innovated\)*](#)
-  [*Neural Conduction, Action Potentials \(Innovated\)*](#)
-  [*Neural Conduction, Action Electrical Currents \(Innovated\)*](#)
-  [*The Function of Action Potentials \(Innovated\)*](#)
-  [*The Three Phases of Neural Conduction \(Innovated\)*](#)
-  [*Neural Conduction in the Synapse \(Innovated\)*](#)
-  [*Sensory Receptors*](#)
-  [*Nodes of Ranvier, the Equalizers \(Innovated\)*](#)
-  [*Nodes of Ranvier, the Functions \(Innovated\)*](#)



















-  [*Nodes of Ranvier, First Function \(Innovated\)*](#)
-  [*Nodes of Ranvier, Second Function \(Innovated\)*](#)
-  [*Nodes of Ranvier, Third Function \(Innovated\)*](#)
-  [*Node of Ranvier The Anatomy*](#)
-  [*The Philosophy of Pain, Pain Comes First! \(Innovated\)*](#)
-  [*The Philosophy of the Form \(Innovated\)*](#)
-  [*Spinal Injury, Pathophysiology of Spinal Shock, Pathophysiology of Hyperreflexia*](#)
-  [*Who Decides the Sex of Coming Baby?*](#)
-  [*Spinal Shock \(Innovated\)*](#)
-  [*The Clonus \(Innovated\)*](#)
-  [*Hyperactivity Hyperreflexia \(Innovated\)*](#)
-  [*Hyperreflexia, Extended Sector of Reflex*](#)
-  [*Hyperreflexia, Bilateral Responses*](#)
-  [*Hyperreflexia, Multiple Responses*](#)
-  [*Nerve Conduction Study, Wrong Hypothesis is the Origin of the Misinterpretation \(Innovated\)*](#)
-  [*Wallerian Degeneration \(Innovated\)*](#)
-  [*Neural Regeneration \(Innovated\)*](#)
-  [*Wallerian Degeneration Attacks Motor Axons, While Avoids Sensory Axons*](#)
-  [*Barr Body, the Whole Story \(Innovated\)*](#)
-  [*Boy or Girl, Mother Decides!*](#)
-  [*Adam's Rib and Adam's Apple, Two Faces of one Sin*](#)
-  [*The Black Hole is a \(the\) Falling Star?*](#)
-  [*Adam's Rib, could be the Original Sin?*](#)
-  [*Pronator Teres Syndrome, Struthers Like Ligament \(Innovated\)*](#)

-  [*Function of Standard Action Potentials & Currents*](#)
-  [*Posterior Interosseous Nerve Syndrome*](#)
-  [*Spinal Reflex, New Hypothesis of Physiology*](#)
-  [*Hyperreflexia, Innovated Pathophysiology*](#)
-  [*Clonus, 1st Hypothesis of Pathophysiology*](#)
-  [*Clonus, 2nd Hypothesis of Pathophysiology*](#)
-  [*Clonus, Two Hypotheses of Pathophysiology*](#)
-  [*Hyperreflexia \(1\), Pathophysiology of Hyperactivity*](#)
-  [*Hyperreflexia \(2\), Pathophysiology of bilateral Responses*](#)
-  [*Hyperreflexia \(3\), Pathophysiology of Extended Hyperreflex*](#)
-  [*Hyperreflexia \(4\), Pathophysiology of Multi-Response Hyperreflex*](#)
-  [*Barr Body, the Second Look*](#)
-  [*Mitosis in Animal Cell*](#)
-  [*Meiosis*](#)
-  [*Universe Creation, Hypothesis of Continuous Cosmic Nebula*](#)
-  [*Circulating Sweepers*](#)
-  [*Pneumatic Petrous, Bilateral Temporal Hyperpneumatization*](#)
-  [*Ulnar Nerve, Congenital Bilateral Dislocation*](#)
-  [*Oocytogenesis*](#)
-  [*Spermatogenesis*](#)
-  [*This Woman Can Only Give Birth to Female Children*](#)
-  [*This Woman Can Only Give Birth to Male Children*](#)
-  [*This Woman Can Give Birth to Female Children More Than to Male Children*](#)
-  [*This Woman Can Give Birth to Male Children More Than to Female Children*](#)

-  [*This Woman Can Equally Give Birth to Male Children & to Female Children*](#)
-  [*Piriformis Muscle Injection_ Personal Approach*](#)
-  [*Eve Saved Human's Identity, Adam Ensured Human's Adaptation*](#)
-  [*Corona Virus \(Covid-19\): After Humiliation, Is Targeting Our Genes*](#)
-  [*Claw Hand Deformity \(Brand Operation\)*](#)
-  [*Corona Virus \(Covid-19\): After Humiliation, Is Targeting Our Genes*](#)
-  [*Barr Body; Mystery of Origin & Ignorance of Function*](#)
-  [*The Multiple Sclerosis: The Causative Relationship Between The Galvanic Current & Multiple Sclerosis?*](#)
-  [*Liver Hemangioma: Urgent Surgery of Giant Liver Hemangioma Because of Intra-Tumor Bleeding*](#)
-  [*Cauda Equina Injury, New Surgical Approach*](#)
-  [*Ulnar Dimelia, Mirror hand Deformity*](#)
-  [*Carpal Tunnel Syndrome Complicated by Complete Rupture of Median Nerve*](#)
-  [*Presacral Schwannoma*](#)
-  [*Congenital Bilateral Thenar Hypoplasia*](#)
-  [*Biceps Femoris' Long Head Syndrome \(BFLHS\)*](#)
-  [*Algodystrophy Syndrome Complicated by Constricting Ring at the Proximal Border of the Edema*](#)
-  [*Mandible Reconstruction Using Free Fibula Flap*](#)
-  [*Non- Traumatic Non- Embolic Acute Thrombosis of Radial Artery \(Buerger's Disease\)*](#)
-  [*Isolated Axillary Tuberculosis Lymphadenitis*](#)
-  [*Free Para Scapular Flap \(FPSF\) for Skin Reconstruction*](#)
-  [*Three Steps of Neural Conduction*](#)
-  [*The Iliopsoas Tendonitis... The Snapping Hip*](#)

-  [*Who Decides the Sex of Coming Baby?*](#)
-  [*Barr Body, The Whole Story \(Innovated\)*](#)
-  [*Neural Conduction, Personal View vs. International View \(Innovated\)*](#)
-  [*Upper Motor Neuron Lesions, Pathophysiology of Symptomatology*](#)
-  [*Neural Conduction, Action Pressure Waves \(Innovated\)*](#)
-  [*Neural Conduction, Action Potentials \(Innovated\)*](#)
-  [*Neural Conduction, Action Electrical Currents \(Innovated\)*](#)
-  [*The Function of Action Potentials \(Innovated\)*](#)
-  [*The Three Phases of Neural Conduction \(Innovated\)*](#)
-  [*Neural Conduction in the Synapse \(Innovated\)*](#)
-  [*Sensory Receptors*](#)
-  [*Nodes of Ranvier, the Equalizers \(Innovated\)*](#)
-  [*Nodes of Ranvier, the Functions \(Innovated\)*](#)
-  [*Nodes of Ranvier, First Function \(Innovated\)*](#)
-  [*Nodes of Ranvier, Second Function \(Innovated\)*](#)
-  [*Nodes of Ranvier, Third Function \(Innovated\)*](#)
-  [*Node of Ranvier The Anatomy*](#)
-  [*The Philosophy of Pain, Pain Comes First! \(Innovated\)*](#)
-  [*The Philosophy of the Form \(Innovated\)*](#)
-  [*Spinal Injury, Pathophysiology of Spinal Shock, Pathophysiology of Hyperreflexia*](#)
-  [*Who Decides the Sex of Coming Baby?*](#)
-  [*Spinal Shock \(Innovated\)*](#)
-  [*The Clonus \(Innovated\)*](#)
-  [*Hyperactivity Hyperreflexia \(Innovated\)*](#)

-  [*Hyperreflexia, Extended Sector of Reflex*](#)
-  [*Hyperreflexia, Bilateral Responses*](#)
-  [*Hyperreflexia, Multiple Responses*](#)
-  [*Nerve Conduction Study, Wrong Hypothesis is the Origin of the Misinterpretation \(Innovated\)*](#)
-  [*Wallerian Degeneration \(Innovated\)*](#)
-  [*Neural Regeneration \(Innovated\)*](#)
-  [*Wallerian Degeneration Attacks Motor Axons, While Avoids Sensory Axons*](#)
-  [*Barr Body, the Whole Story \(Innovated\)*](#)
-  [*Boy or Girl, Mother Decides!*](#)
-  [*Adam's Rib and Adam's Apple, Two Faces of one Sin*](#)
-  [*The Black Hole is a \(the\) Falling Star?*](#)
-  [*Adam's Rib, could be the Original Sin?*](#)
-  [*Pronator Teres Syndrome, Struthers Like Ligament \(Innovated\)*](#)
-  [*Function of Standard Action Potentials & Currents*](#)
-  [*Posterior Interosseous Nerve Syndrome*](#)
-  [*Spinal Reflex, New Hypothesis of Physiology*](#)
-  [*Hyperreflexia, Innovated Pathophysiology*](#)
-  [*Clonus, 1st Hypothesis of Pathophysiology*](#)
-  [*Clonus, 2nd Hypothesis of Pathophysiology*](#)
-  [*Clonus, Two Hypotheses of Pathophysiology*](#)
-  [*Hyperreflexia \(1\), Pathophysiology of Hyperactivity*](#)
-  [*Hyperreflexia \(2\), Pathophysiology of bilateral Responses*](#)
-  [*Hyperreflexia \(3\), Pathophysiology of Extended Hyperreflex*](#)
-  [*Hyperreflexia \(4\), Pathophysiology of Multi-Response Hyperreflex*](#)

-  [*Barr Body, the Second Look*](#)
-  [*Mitosis in Animal Cell*](#)
-  [*Meiosis*](#)
-  [*Universe Creation, Hypothesis of Continuous Cosmic Nebula*](#)
-  [*Circulating Sweepers*](#)
-  [*Pneumatic Petrous, Bilateral Temporal Hyperpneumatization*](#)
-  [*Ulnar Nerve, Congenital Bilateral Dislocation*](#)
-  [*Oocytogenesis*](#)
-  [*Spermatogenesis*](#)
-  [*This Woman Can Only Give Birth to Female Children*](#)
-  [*This Woman Can Only Give Birth to Male Children*](#)
-  [*This Woman Can Give Birth to Female Children More Than to Male Children*](#)
-  [*This Woman Can Give Birth to Male Children More Than to Female Children*](#)
-  [*This Woman Can Equally Give Birth to Male Children & to Female Children*](#)
-  [*Piriformis Muscle Injection_ Personal Approach*](#)
-  [*Eve Saved Human's Identity, Adam Ensured Human's Adaptation*](#)
-  [*Corona Virus \(Covid-19\): After Humiliation, Is Targeting Our Genes*](#)
-  [*Claw Hand Deformity \(Brand Operation\)*](#)
-  [*Corona Virus \(Covid-19\): After Humiliation, Is Targeting Our Genes*](#)
-  [*Barr Body; Mystery of Origin & Ignorance of Function*](#)
-  [*The Multiple Sclerosis: The Causative Relationship Between The Galvanic Current & Multiple Sclerosis?*](#)
-  [*Liver Hemangioma: Urgent Surgery of Giant Liver Hemangioma Because of Intra-Tumor Bleeding*](#)
-  [*Cauda Equina Injury, New Surgical Approach*](#)

-  [*Ulnar Dimelia, Mirror hand Deformity*](#)
-  [*Carpal Tunnel Syndrome Complicated by Complete Rupture of Median Nerve*](#)
-  [*Presacral Schwannoma*](#)
-  [*Congenital Bilateral Thenar Hypoplasia*](#)
-  [*Biceps Femoris' Long Head Syndrome \(BFLHS\)*](#)
-  [*Algodystrophy Syndrome Complicated by Constricting Ring at the Proximal Border of the Edema*](#)
-  [*Mandible Reconstruction Using Free Fibula Flap*](#)
-  [*Non- Traumatic Non- Embolic Acute Thrombosis of Radial Artery \(Buerger's Disease\)*](#)
-  [*Isolated Axillary Tuberculosis Lymphadenitis*](#)
-  [*Free Para Scapular Flap \(FPSF\) for Skin Reconstruction*](#)
-  [*Three Steps of Neural Conduction*](#)

14/7/2020